



COMPUCLEAN

CLOUD-BASED FOOD SANITATION MANAGEMENT

Michael Fabian
CompuClean Manager
Spartan Chemical Company Inc.

FRUSTRATED AND OVERWHELMED BY YOUR THIRD-PARTY AUDITS AND ASSOCIATED PAPER WORK?

- CompuClean offers a simple, cloud-based set of tools to help any sanitation operation more effectively manage performance and documentation.
- Leverage mobile phones and tablets to streamline data collection.
- Realize significant decreases in paperwork and time spent compiling reports.



What is CompuClean?

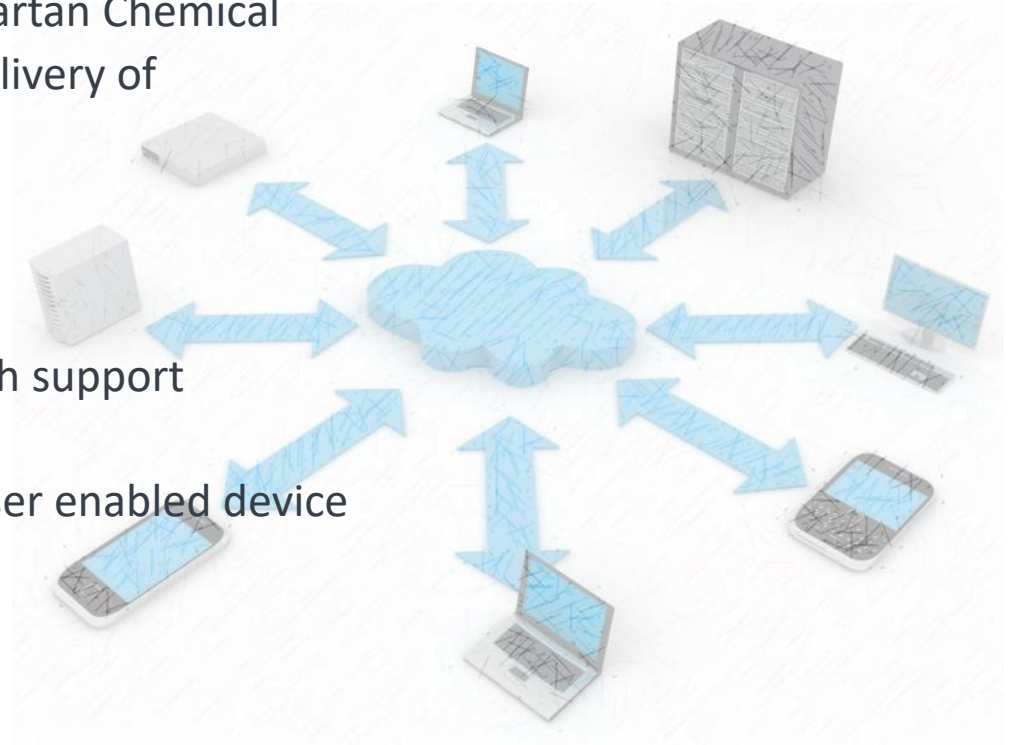
CompuClean is a complete cloud-based sanitation data management solution

- CompuClean is owned, developed and supported by the Spartan Chemical Company Inc.
- Available exclusively to Spartan customers
- CompuClean Features:
 - Master Sanitation Schedule Management
 - Quality Assurance with Corrective actions
- Mobile Apps available for Android® devices and iPad, iPhone and iPod touch

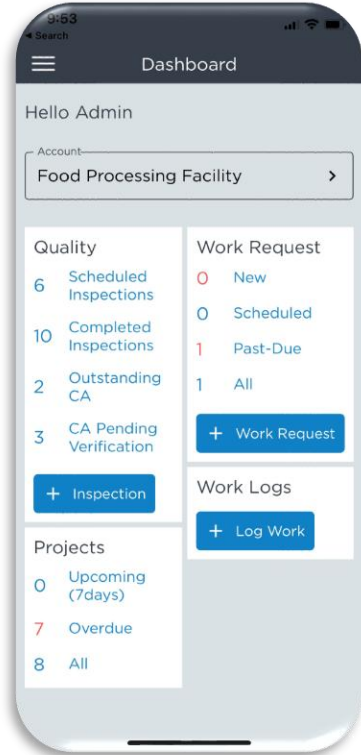


Cloud Benefits

- Cloud-based hosting provided by Spartan Chemical
 - Central location for storage and delivery of CompuClean data
 - Secure, reliable and redundant
 - Upgrades applied automatically
 - Cost effective
 - Direct access for customer and tech support
 - Data import assistance
 - Accessible anywhere on any browser enabled device
 - Desktop/Laptop
 - Smartphone
 - iPad/Tablet



COMPUCLEAN MOBILE APP



- Available for Android devices, iPhone, iPad and iPod Touch and Kindle devices
- Perform sanitation inspections online or offline
 - Capture images and comments during inspections
 - Create and Track Quality Corrective Actions
- Manage MSS Work orders and View SSOPs
- Free for any licensed CompuClean user. Install to unlimited devices.

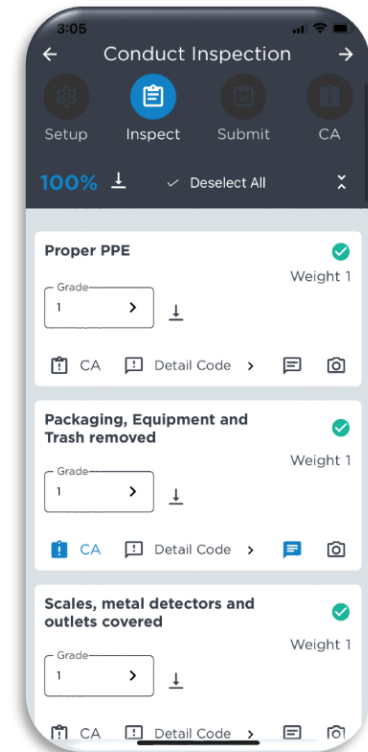
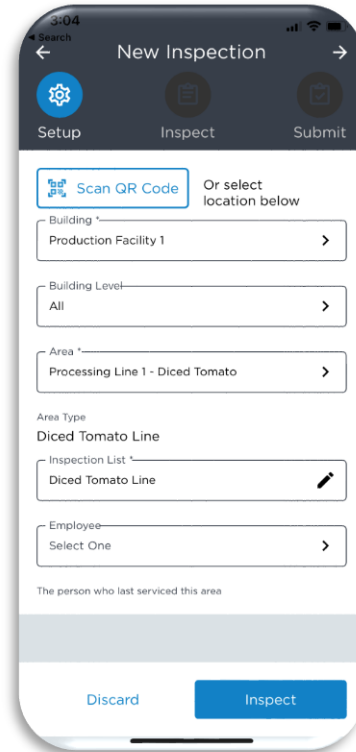
Sanitation Audits and Inspections

- Create inspections for any type of equipment or area
- Customize the inspection details and grading scale
- Track inspection results by location , building, supervisor and employee
- Powerful reporting provides quick detail on issues and trends.
- Change logs and deletion controls prevent tampering with data.



Inspection Process

- Choose an area to inspect
- Enter an employee if desired
- Input scores for all inspection points
- Add comments and detail codes and images to accurately describe the issues that were identified.
- Generate Corrective Actions to document and correct issues
- Save the inspection and generate reports.



Inspection Demo

Search 6:13 PM Mon Apr 25 Dashboard

Hello Admin

Account
Food Processing Facility

Quality		Work Request	
4	Scheduled Inspections	0	New
15	Completed Inspections	0	Scheduled
5	Outstanding CA	2	Past-Due
6	CA Pending Verification	2	All

+ Inspection

+ Work Request

Projects		Work Logs	
2	Upcoming (7days)	+ Log Work	
8	Overdue		
10	All		

Quality Corrective Actions



Detailed, Auditable and Verifiable Tool for Correcting Quality Deficiencies

- Initiate and assign a corrective action during an inspection or audit
- Document Correction taken
- Fully Mobile Capable
- Email and Text Alert Capabilities
- Auditable and time stamped to validate authenticity
- Easily verify that corrections have been made prior to production



Completed Corrective Action

Provides details of corrective actions, including pictures and audit trail.

Corrective Actions Details w/ Images Report					
Date Range: 7/21/2021 - 7/21/2021					
CA ID:	3943	Account:	Food Processing Facility	Inspector:	Admin
Created Date:	7/21/2021	Building:	Production Facility 1	Assignee:	mfabian
Status:	Complete	Room Id:	Mixer 1	Grade:	80%
Stage	Item	Req./Taken Code	Req./Taken Comment	Signoff	
Assigned	Legs and space under mixer	General Cleaning	Floor Dirty - Floor Dirty : Area under legs needs to be scrubbed and sanitized		
 <p>Floors are not properly cleaned</p>					
Stage	Item	Req./Taken Code	Req./Taken Comment	Signoff	
Correction	Legs and space under mixer	Cleaning Complete	Scrubbed floor and grout lines	Admin - 7/21/2021	
 <p>Tile Cleaned</p>					
Stage	Item	Req./Taken Code	Req./Taken Comment	Signoff	
Verification	Legs and space under mixer		Issue resolved satisfactorily.	Admin - 7/21/2021	

QUALITY MOBILE REPORTING

- Email inspection results to multiple contacts in real time from the app
- Group up to 25 inspections together into one report
- Add new contacts from the app



Building Audit Summary

Spartan Chemical Company

1110 Spartan Dr.
Maumee, Ohio 43537
419-897-5551

Auditor Name: Admin

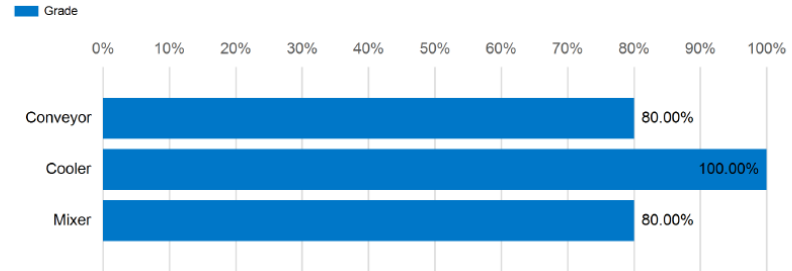
Audit Complete Date: 3/21/2024

Facility Name: Production Facility
1

Audit Count
3

Average Score
84.62%

Audit Scores



Audit Summary for Production Facility 1

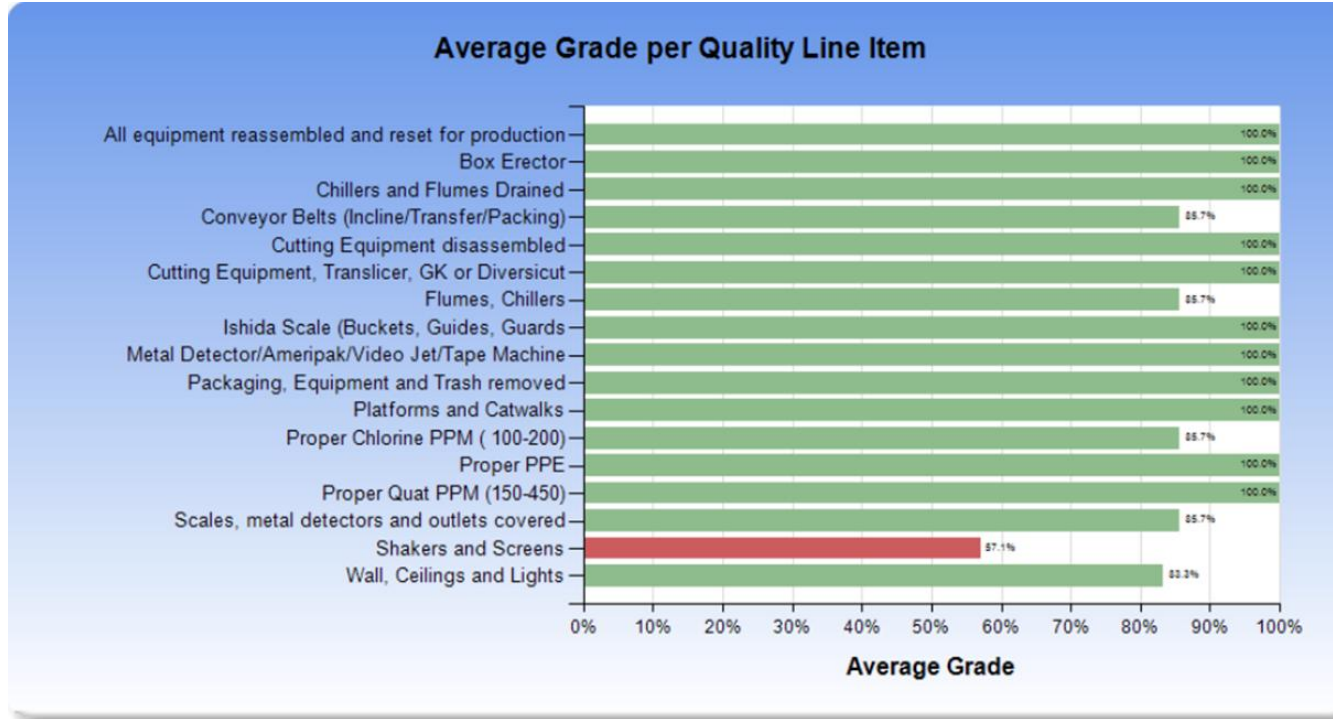
Inspection Date	Inspection Time	Area Audited	Floor	Score
3/21/2024	4:54 PM	Conveyor B	1	80.00%
3/21/2024	4:54 PM	Cooler 1	1	100.00%
3/21/2024	4:55 PM	Mixer 1	1	80.00%

Building Quality Performance Report



One-page overview of building quality performance.

Quality By Line Item Report



Provides performance metrics for all inspection items to help target and identify areas for improvement.

Quality Inspection Details Report

Quality Inspection Details Report					
Date Range: 7/21/2021 - 7/21/2021					
Grade:	80%	Building:	Production Facility 1	Account:	Food Processing Facility
Insp. Date:	7/21/2021 9:33 AM	Room Id:	Mixer 1	Inspector:	Admin
Sequence #:	7616	Area Type:	Mixer	Employee:	Tom Parris
Shift:	2	Floor Type:	Unfinished Hard Floor	Supervisor:	Gerry Vasquez
Insp. List:	Mixer	Floor Level:	1	Cost Center:	
Inspection Item	Weight	Score	CA Status	Detail Code	Comment
Legs and space under mixer	1	0	Complete	Floor Dirty - Floor Dirty	Area under legs needs to be scrubbed and sanitized
Bowl	1	1		-	
Guards	1	1		-	
Control Panel	1	1		-	
Walls Behind	1	1		-	
Comment:					
					
<p>Legs and space under mixer: Floor not cleaned properly</p>					

Quality Details provides a full view of all inspection data and comments.

Master Sanitation Schedule

MASTER SANITATION SCHEDULE

DAILY JOBS FOR THE WEEK OF 12-Aug TO 18-Aug ,2018

FREQUENCY CODES
D = DAILY N = AS NEEDED 3

COMPLETED CODES
1 = SWEPT
2 = WASHED
3 = SCRUBBED
4 = FOAMED
5 = SANITIZED
8 = STEAM CLEANED OR PRESSURE WASHED
6 = PICKED UP, FILLED, DUMPED, OR COVERED
7. NOT DONE DUE TO PRODUCTION, HOLIDAY, NO WORK OR NOT USED

TASK	FR CC	DATE 12-Aug		DATE 13-Aug		DATE 14-Aug		DATE 15-Aug		DATE 16-Aug		DATE 17-Aug		DATE 18-Aug	
		CC	ID	CC	ID	CC	ID	CC	ID	CC	ID	CC	ID	CC	ID
HTST ROOM															
1 H.T.S.T.	D														
2 OUTSIDE HOLDING TANK 4	D														
OUTSIDE HOLDING TANK 6	D														
4 OUTSIDE WASTE TANK	D														
5	D														
6 FLOOR	D														
7 DOORS	D														
8 WALLS	N														
9 CEILING	N														
HTST ROOM SECOND TIME															
1 H.T.S.T.															
2 OUTSIDE HOLDING TANK 4															
3 OUTSIDE HOLDING TANK 6															
4 OUTSIDE WASTE TANK															
5															
6 FLOOR															
7 DOORS															
8 WALLS															
9 CEILING															
DOCK															
1 FLOOR	D														
2 TUBE ROOM / DOCK DRAIN	D														
3 WALLS	N														
4	N														
WAREHOUSE															
1 FLOOR	D														
2 WALLS	N														

PAGE 2 OF 6 OF DAILY JOBS

Paper and Spreadsheets are difficult to read, error prone and time consuming!

Master Sanitation Schedule

- Create, Schedule and Complete Recurring Work Items
 - Daily Sanitation
 - Periodic Sanitation
- Document Project Tasks include in Sanitation Work Orders
- Determine Frequencies for Projects for Each Area, Piece of Equipment or Production Line
- Automatically Schedule Next Instance
- Fully Mobile Capable
- Email and Text Alert Capabilities
 - Configurable to limit alerts
- Color Coded Calendar to Easily Track Completion and Upcoming Tasks



Upload SSOPs

Project Steps				ADD A STEP
	Step ▲	Description	Time	Image
⋮	➖	1	<u>Safety Reminder - Be sure and use all safety precautions. Make sure equipment is locked out if necessary.</u>	
⋮	➖	2	<u>Revalidation Statement - Cleaning and disinfection procedures will be revalidated after maintenance alters a piece of existing equipment</u>	
⋮	➖	3	<u>End Statement - Clean and put away all materials. Do not store any equipment, tools, etc. on any catwalk, crossover, or food contact surface.</u>	
⋮	➖	4	<u>Place depanner belt (if removed on Friday) in a white barrel.</u>	
⋮	➖	5	<u>Place barrel in washroom using general cleaner/degreaser</u>	
⋮	➖	6	<u>Let belt soak for 1 hour.</u>	

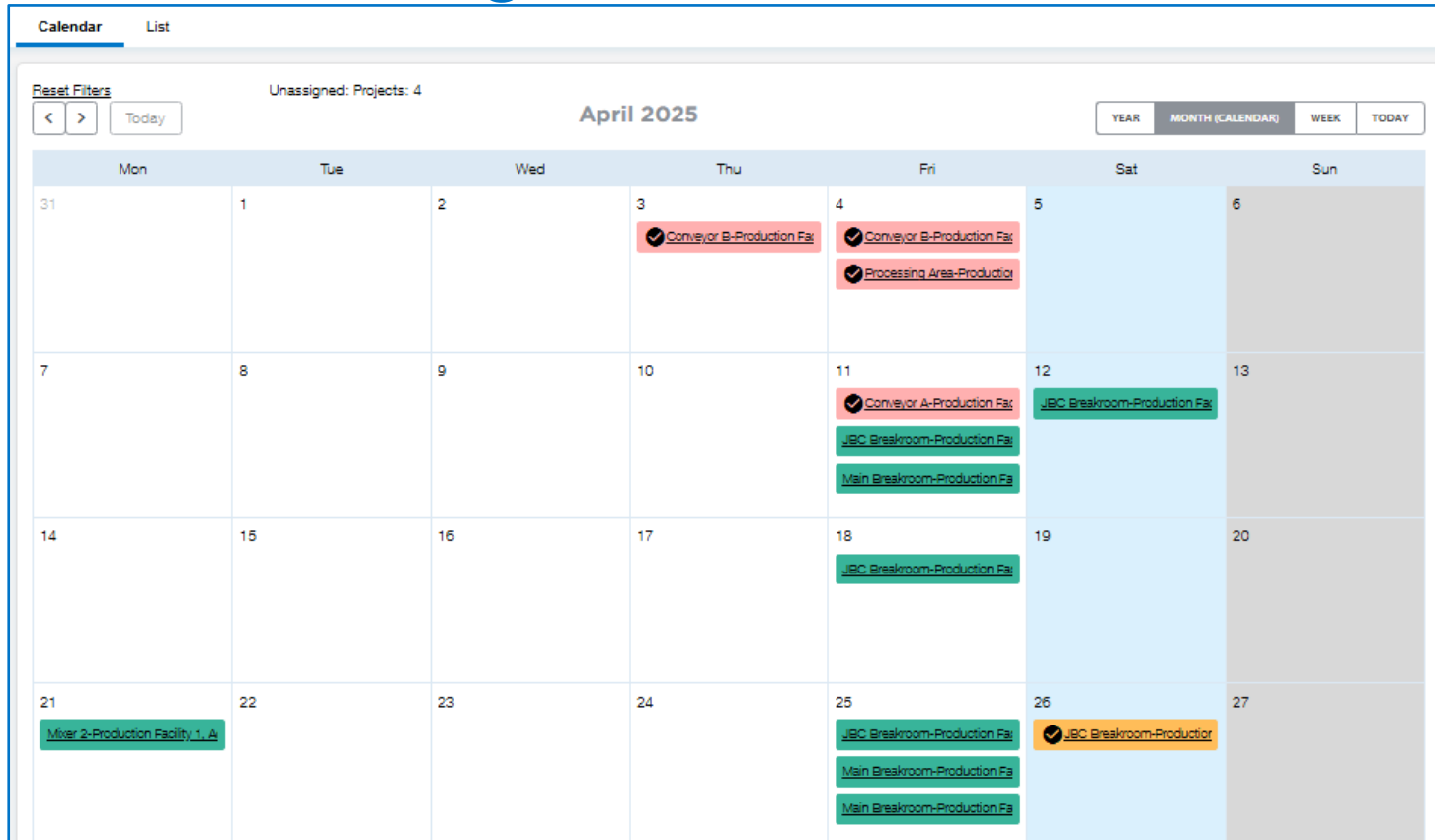
Link SSOPs to Equipment and Set Frequencies

Assign Project to Space Categories below

1 to 20 of 144 Items | [Reset Filters](#)

Area Type	Floor Type	Active	Frequency
Depanner	All	Yes	Once a week
Depanner Vacuum Blower	All	No	

Track and Manage with Visual Calendar



Quickly Review Upcoming Work with Mobile Dashboard

Dashboard

Hello Admin

Account
Food Processing Facility >

Quality

- 4 Scheduled Inspections
- 16 Completed Inspections
- 5 Outstanding CA
- 6 CA Pending Verification

+ Inspection

Work Request

- 0 New
- 0 Scheduled
- 2 Past-Due
- 2 All

+ Work Request

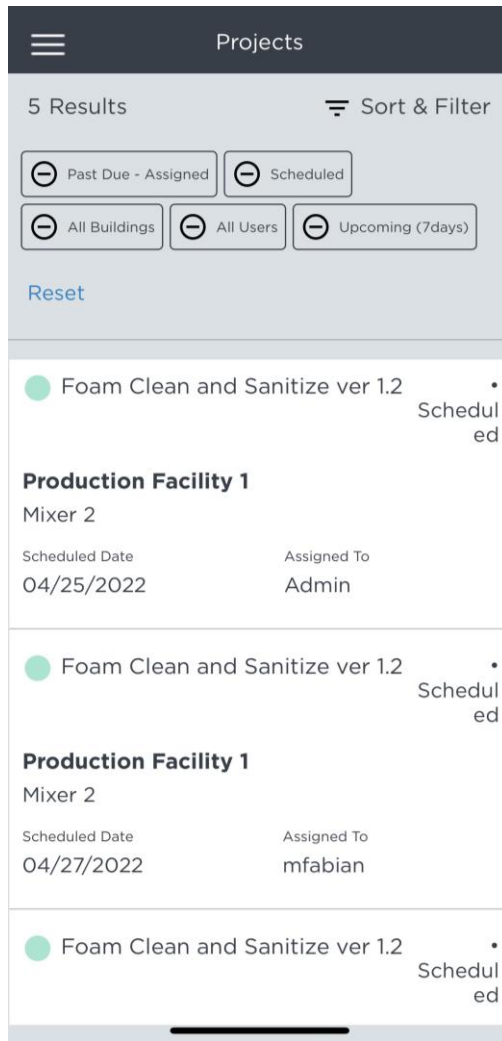
Work Logs

+ Log Work

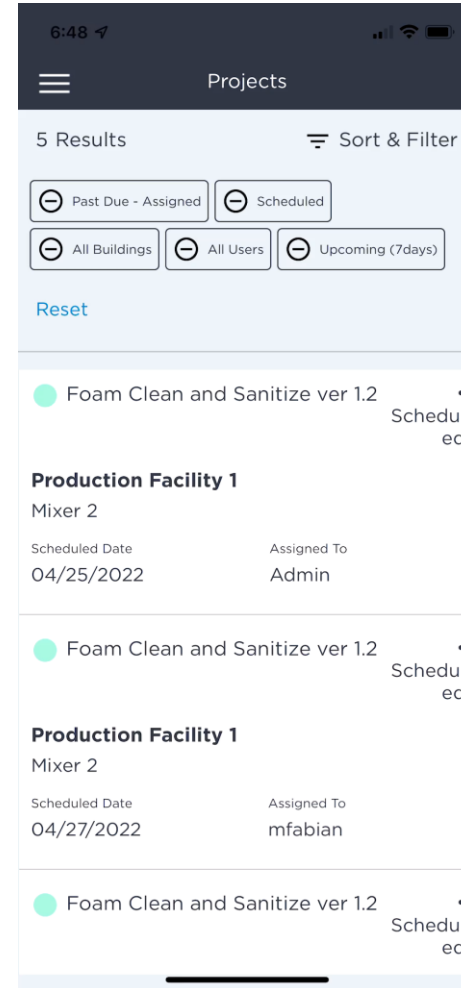
Projects

- 5 Upcoming (7days)
- 1 Overdue
- 8 All

Review Work Details with Mobile App



Complete and Reschedule Work with Mobile App



Project Summaries Report

Account: Food Processing Facility

ID	Project Name	Location	Area Frequency	Schedule Date	Assignee	Status
5603	Clean Main Entry	Production Facility 1 / MainEntry	Five days a week	4/12/2023	Admin	Completed
	Actual Start Date	Completed Date	Last Occurance Date	Actual Time	Task Time	Estimated Time
	4/26/2023	4/26/2023 9:39:54 AM - Admin	4/26/2023	00:00:00	00:00:00	00:00:00
5591	Foam Clean and Sanitize ver 1.2	Production Facility 1 / Processing Area	Once a month	4/18/2023	mfabian	Completed
	Actual Start Date	Completed Date	Last Occurance Date	Actual Time	Task Time	Estimated Time
	4/18/2023	4/18/2023 5:00:43 PM - Admin	4/18/2023	02:00:00	00:00:00	00:00:00
5611	Conveyor Belts Cleaning	Production Facility 1 / Conveyor A	Once a week	4/27/2023	mfabian	Past-Due
	Actual Start Date	Completed Date	Last Occurance Date	Actual Time	Task Time	Estimated Time
			1/10/2022		00:00:00	00:00:00
5612	Conveyor Belts Cleaning	Production Facility 1 / Conveyor B	Once a week	4/27/2023	mfabian	Past-Due
	Actual Start Date	Completed Date	Last Occurance Date	Actual Time	Task Time	Estimated Time
			1/6/2022		00:00:00	00:00:00
Open Proj. Count: 0		Assigned Proj. Count: 2		Completed Proj. Count: 2		Total Proj. Count: 4

Summary view of project completion to quickly review status and demonstrate compliance.

MSS Completion Report

Provides performance metrics for all projects by area items to demonstrate compliance and identify areas for improvement.

Account: Food Processing Facility					
Building: Production Facility 1					
Area	Area Type	Floor Type	Floor Level	Quantity	UOM
Conveyor A	Conveyor	Unfinished Hard Floor	1	0	Square Feet
Project Name	Frequency	Assignee	Scheduled	Completed	Status
Foam Clean and Sanitize ver 1.2	Once a month	mfabian	1/18/2021	2/22/2021	Completed
		mfabian	3/20/2021	4/1/2021	Completed
		mfabian	4/20/2021		Past-Due
Project Totals:			3	2	
Area Totals:			3	2	
Area	Area Type	Floor Type	Floor Level	Quantity	UOM
Conveyor B	Conveyor	Unfinished Hard Floor	1	0	Square Feet
Project Name	Frequency	Assignee	Scheduled	Completed	Status
Foam Clean and Sanitize ver 1.2	Once a month	mfabian	1/18/2021	2/24/2021	Completed
		mfabian	3/20/2021	3/19/2021	Completed
		mfabian	4/20/2021		Past-Due
Project Totals:			3	2	
Area Totals:			3	2	

CAPITAL EQUIPMENT

- Create and maintain a detailed listing of all your production and sanitation equipment
- Identify and update equipment using QR codes and NFC (near-field communication) tags
- Track warranty information, depreciated value, run time and manuals.
- Schedule and communicate preventative maintenance.
- Document repairs and preventative maintenance costs



Why CompuClean?

Establish a partnership with Spartan Chemical and your Spartan distributor

- Synergistic relationship to help attain growth and cut costs

15+ year history of providing cutting edge management software and industry leading support

CompuClean is simple, common-sense Sanitation Management solution

- Continually upgraded
- Reactive to industry trends

Licensing – What's Included?

- CompuClean site with unlimited data storage and backup
- Automatic Upgrades
- Unlimited Access to Telephone Support including 1 on 1 online instruction
- Training and implementation assistance

Pricing and Requirements

Pricing Terms

- \$500 per year for 1-4 users
- \$700 per year for 5+ users
- Users will be billed for one year upon activation and then billed annually on the activation anniversary date.
- Cancel at any time with no penalty.

Additional Requirements

- Spartan purchases at an agreed upon level are required



To Learn More About CompuClean

Visit us at Booth 318

Spartan Chemical Company Inc.

1110 Spartan Drive

Maumee, Oh 43537

Phone: (419)897-5551

Fax: (419)897-9862

Toll Free: 1-800-537-8990

compuclean@spartanchemical.com

www.spartanchemical.com/training/compuclean